

Discrimination survey conducted among 120 LGBT in Georgia – February 2006

Questionnaire survey was one part of the activities undertaken during ILGA-Europe/COC Netherlands joint fact finding mission in January 2006 and was conducted by Inclusive Foundation among 120 LGBT persons. Questionnaires were disseminated in outgoing community, users of the LGBT discussion forums on internet, HIV/AIDS high risk sexual behaviour males cruising areas, health cabinet visitors as well as through the personal contacts especially for the groups that were difficult to reach: Women, men in the regions. Both of the groups are extremely closetted and required this type of sampling to ensure their representation.

Survey has not completely being analysed, however, some of the basic data is available below.

Questionnaire helped to collect following basic data about respondents:

Biological sex

male	75,8 %
female	18,3 %
intersexual	5,0 %
other	0,8 %

Age group

18-25	60,8 %
26-40	37,5 %
41-60	0,8 %
avarage age	25,30

Residence

urban capital	86,7 %
urban non capital	10,0 %
rural	3,3 %

Ethnicity

Georgian	79,2 %
Armenian	5,8 %
Ukrainian	0,8 %
Jewish	0,8 %
Azeri	0,8 %
mixed	4,2 %
other	1,7 %
none	6,7 %

Occupation

student	30,8 %
full time	29,2 %
part time	10,8 %
Unemployed	29,2 %

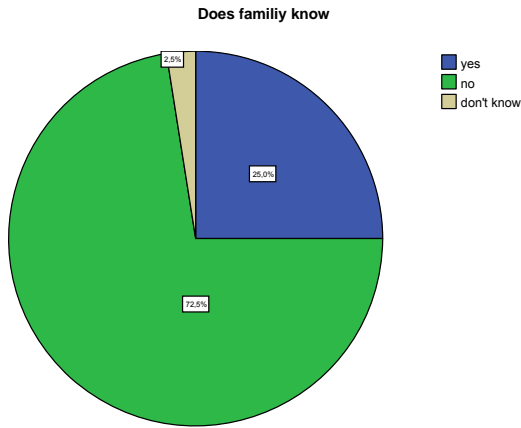
Education

secondary	24,2 %
university	60,0 %
postgraduate	15,8 %

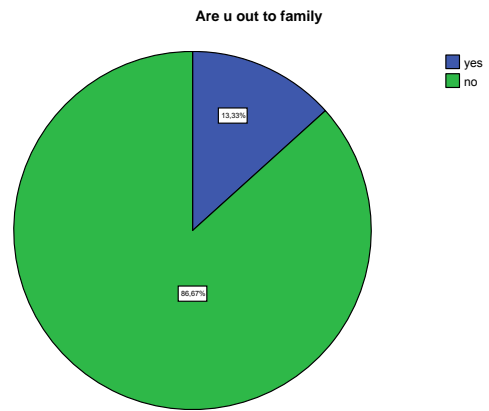
Which of the categories do you identify with?

gay	45,8 %
lesbian	10,8 %
bisexual	38,3 %
transsexual	0,8 %
queer	0,8 %
unsure	3,3 %

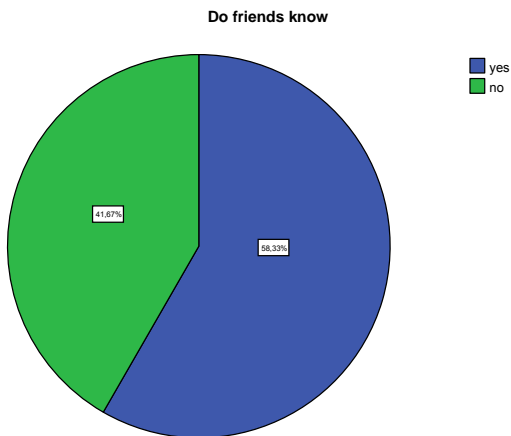
Do you think your family knows about your sexual orientation?



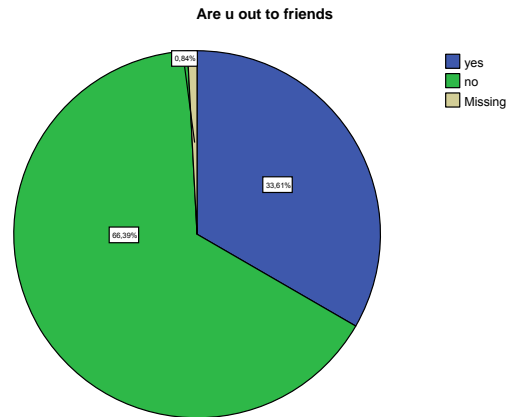
Are you 'out' to the majority of your family?



Do you think your friends knows about your sexual orientation?

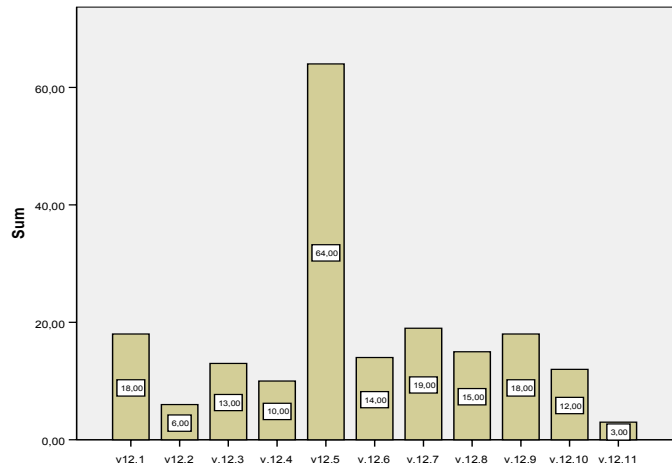


Are you 'out' to the majority of your friends?



If you ever told anyone about your sexual orientation/gender identity, who was it?

- 12.1. Mother
- 12.2. Father
- 12.3. Brother/Sister
- 12.4. Other family members
- 12.5. Friends
- 12.6. Anyone at School
- 12.7. Health Professional
- 12.8. Anyone at Work
- 12.9. Neighbours
- 12.10. Roommates
- 12.11. Other



How did they React?

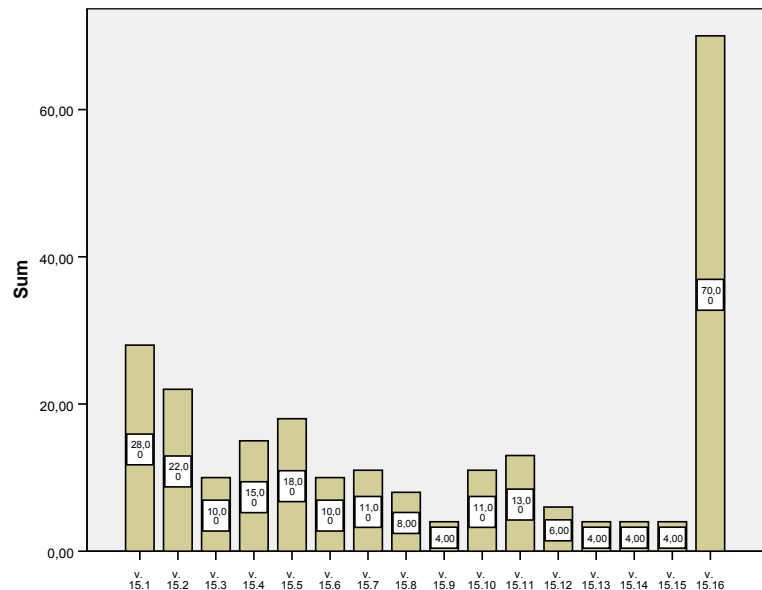
Answers to this questions did not provide unexpected results. Reactions proved to be more positive in cases of coming out with friends and more negative towards moving to close family relations ending with father. Outgoing community had more positive experiences of coming out compared to those male from cruising places and the regions and women in general.

How many of other LGBT persons you know?

Who of LGBT	number of respondents answered (out of 120 respondents)	average number per answer
L	64	4,9063
G	104	40,1154
B	97	24,1546
T	46	2,8478

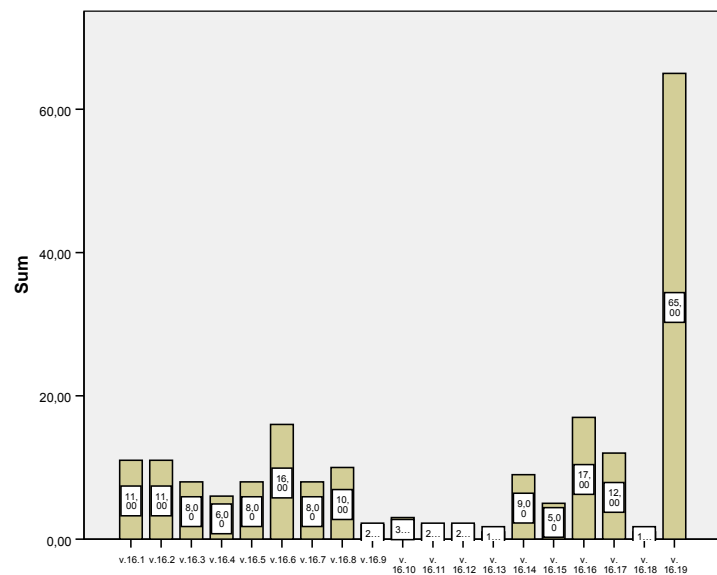
Have you ever experienced any of the following events because someone knew or presumed you to be gay, lesbian, bisexual, intersex and/or transgender?

- 15.1. Name calling directed at you
- 15.2. Threatened with physical violence
- 15.3. Personal property damaged/destroyed
- 15.4. Objects thrown at you
- 15.5. Chased or followed
- 15.6. Spat at
- 15.7. Been left out or ignored deliberately
- 15.8. Punched, hit, kicked or beaten
- 15.9. Assaulted or wounded with a weapon
- 15.10. Sexually harassed (without assault)
- 15.11. Sexually assaulted
- 15.12. Raped
- 15.13. Harassed by the police without assault
- 15.14. Beaten or assaulted by the police
- 15.15. Other kinds of discrimination
- 15.16. Never experienced any of the above



Where?

- 16.1. School
- 16.2. Workplace
- 16.3. Youth club or organisation
- 16.4. Church/mosque or place of worship
- 16.5. College
- 16.6. Street
- 16.7. University
- 16.8. Pubs/club/restaurant/hotel
- 16.9. Health service
- 16.10. The gay/lesbian/queer scene
- 16.11. Shops
- 16.12. Employment services
- 16.13. Housing provider
- 16.14. Home
- 16.15. Leisure/sports facility
- 16.16. Cruising area
- 16.17. By email or text message
- 16.18. Other
- 16.19. Never experienced any of the above



Only 6 cases have been reported and none of the victims of discrimination felt satisfied with the outcomes. Respondents would report to NGOs, International human rights organizations, Ombudsman, Police or Media.

For the reasons of dissatisfaction with how their complaints were treated respondents mostly quote indifference from the public agencies and antidiscrimination legislation gaps.

Reasons for not reporting human rights violations include all above quoted one as well as security and privacy concerns.

How would you characterize the public attitude towards the sexual minorities?

intolerant	57,5 %
indifferent	24,2 %
accepting	10,0 %
other	6,7 %

What are the three basic needs for the LGBT community in your country? (Assign number 1 to 3 for the 3 most needed ones according to you)

First priority

HIV/AIDS prevention	35,0 %
meeting place	26,7 %
lobby and advocacy	15,8 %
psycho-social support	6,7 %
awareness raising for general population	3,3 %
information about LGBT	8,3 %
media work	1,7 %
other	0,8 %

Second priority

HIV/AIDS prevention	7,5 %
meeting place	15,8 %
lobby and advocacy	7,5 %
psycho-social support	22,5 %
awareness raising for general population	12,5 %
information provision to LGBT community	7,5 %
information about LGBT	9,2 %
media work	8,3 %
website	1,7 %
legal advice	5,0 %
other	0,8 %

Third priority

HIV/AIDS prevention	10,8 %
meeting place	11,7 %
lobby and advocacy	5,8 %
psycho-social support	10,0 %
awareness raising for general population	10,0 %
information provision to LGBT community	6,7 %
information about LGBT	12,5 %
media work	8,3 %
website	10,0 %
legal advice	11,7 %
other	0,8 %

Survey findings will be incorporated in ILGA-Europe/COC Netherlands country report as well as published as independent analysis.